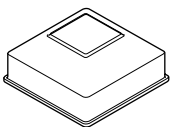


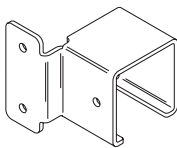
## CAPS | BRACKETS | BASE PLATES

1 - CAPS



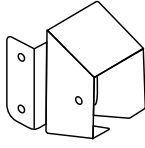
SPC65

2 - SECURITY RAIL BRACKETS



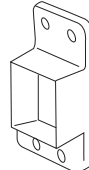
SRB4065LH

2.1 - SECURITY RAIL BRACKET - ANGLE



SRB40VARH

2.2 - RAIL BRACKETS



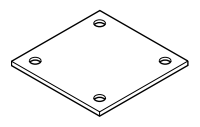
RB40P

2.3 - TUBE FITTINGS



TF4040

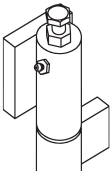
3 - BASE PLATES



SPB

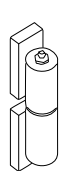
## HINGES | DROP BOLTS

4 - HINGES



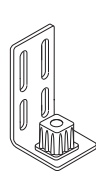
HDBBH

4.1 - HINGES



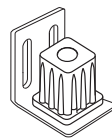
JL33HD

4.2 - HINGES



LBGA40

4.3 - LONG PLATE HINGES



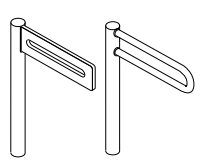
LBGA50

DROP BOLT LUG



DBL16  
DBL21

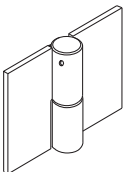
DROP BOLTS



SDB900  
DB1200

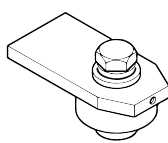
## WELDED HINGES | BOLT ON HINGES

5 - HEAVY DUTY HINGE



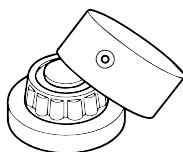
HDH LH/RH

5.1 - WELDED HINGES



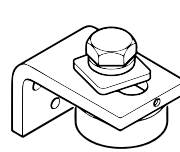
TWH50

5.2 - WELDED HINGES



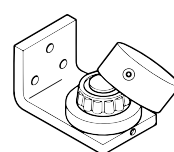
BWH50

5.3 - BOLT ON HINGES




TWHL50

5.4 - BOLT ON HINGES



BWHL50

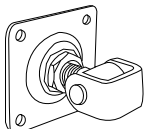
5.5 - ADJUSTABLE ROUND HINGE



JL37A

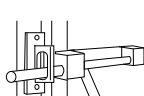
## PRODUCTS WE ALSO RECOMMEND

5.5 - ADJUSTABLE HINGE



JL03C

6 - BROADHURST LOCK



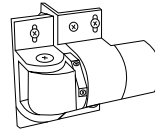
BH LOCK

LOCK BOLT



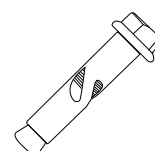
LB124BX-LA

HYDRAULIC HINGE



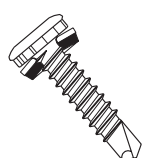
74001313

SLEEVE ANCHOR



DYNAH 12-60

SELF DRILLING ANTI TAPMER SCREW



SD5/12-L12-5.5X25